

CLOUDS STRATUS

Acoustic Ceiling Features



Brand: **Zintra**

Collections: **Clouds**

Applications: **Ceilings**

+1 855 922 7377

hello@zintraacoustic.com

zintraacoustic.com

1 of 6

zintra[®]

CLOUDS STRATUS

Acoustic Ceiling Features



Clouds Stratus Detail

CLOUDS STRATUS

Acoustic Ceiling Features

A 3-dimensional floating design. Zintra Clouds Stratus creates a stunning easy to assemble ceiling feature.

✓ **Acoustic**

✓ **Bleach Cleanable**

✓ **Easy Clean**

✓ **Easy Install**

Description

Zintra Acoustic Clouds are available in a unique range of shapes and forms constructed from pressure fit interlocking Zintra profiles. Easy to assemble and install, clouds will add drama to your space whilst simultaneously improving acoustics by utilising Zintra's powerful sound absorption properties.

Stratus: Sloping cloud-shaped acoustic grid, with one end higher than the other end.

Available in 12 other great designs and multiple sizes

Blanchard | Clochette | Dome Concave | Dome Convex | Drante | Giffard | Long Dome Concave | Long Dome Convex | Square | Turbine | Warp | YooFoe

Longer Cables, multi-colour and Digital Print available for an additional fee.

Composition

Zintra Acoustic Panel - 100% Solution Dyed (Colour Through) Polyester

12mm (1/2") - Density 2.4 kg /m² 0.5 lb/ft²

Sustainability

Zintra is made from 100% recyclable materials.

- 60% post-consumer recycled content from PET bottles.
- 35% pre-consumer recycled content from PET chips
- 5% polylactic acid (PLA)

Dimensions

- **Stratus:** 711mm (28") w x 1398mm (55") l x 290mm (11.5") h

Fire Rating

ASTM-E84 – Class A classification
AS ISO 9705 – 2003 – Group 1 classification
EN-13501 – B-s2-d0 classification

Supplied As

Flat Pack

Clouds include Adjustable

Cable Kit

CLOUDS STRATUS

Acoustic Ceiling Features

Assembly & Delivery

Cloud components supplied flat pack.

Assembled cloud is then suspended from the ceiling using hanging hardware supplied.

Recommended 2 People assembly

Go to the Technical Documents and download the Installation Guide for more details.

Suggested Installation

Go to Technical Documents and download the Installation Guide for more details.

Care Instructions

Vacuum to remove dust.

Dab Zintra with a damp clean cloth and mild solution of liquid detergent and warm water. Repeat using only clean water, then pat dry with a lint free cloth.

For difficult stains, use a solution of household bleach (10% bleach / 90% water). To remove the bleach, repeat using a clean, water dampened cloth, then pat dry.

Always test in an inconspicuous area first and if you don't see the expected results, contact us.

Warranty

Visit FAQ for more details.

Customisable

The Zintra Acoustic Solutions range is customisable to your project. Please get in touch with your local contact for details.

Additional Comments

NRC Rating

- Without Air Gap: Up to 0.95
 - With 24" (610mm) Air Gap: Up to 1.00
-

How to Specify

1. Select Design
 2. Select Size
 3. Select Zintra Colour
-

CLOUDS STRATUS

Acoustic Ceiling Features

Color & Finish Options

Zintra 12mm Solid PET



Bark



Brick



Cadet



Chambray



Cobalt



Ecru



Elderberry



Fossil



Frost



Grass



Greige



Ivory



Linen



Malachite



Mandarin



Meadow



Midnight



Ochre



Olive



Parchment



Pebble



Pewter



Saffron



Sky



Smoke

CLOUDS STRATUS

Acoustic Ceiling Features




Slate



Storm



Sunshine



Tar



Twilight


Zintra Timber Print




Eucalyptus



Ironbark



Merbau



Spotted Gum