

# LAYERS PANEL

Acoustic Panels



Brand: **Zintra**

Collection: **Layers Panel**

+1 855 922 7377

hello@zintraacoustic.com

[zintraacoustic.com](http://zintraacoustic.com)

1 of 6

**zintra**<sup>®</sup>

# LAYERS PANEL

Acoustic Panels

---



Layers Panel Frost,  
Greige and Fossil  
Detail



Layers Panel Frost,  
Greige and Grass  
Detail

# LAYERS PANEL

Acoustic Panels

---

Create a personalized acoustic masterpiece with Zintra Layers. Panels that are handmade with care, choose from 30 Colours which are cut into strips and applied to a Zintra backing panel.

---

## Description

Elevate your space with the perfect blend of superior acoustics and unique character, courtesy of Zintra Layers.

Discover the innovative technique behind Zintra Layers, where vibrant strips of Colour are meticulously layered onto a Zintra Acoustic panel backer, offering a versatile solution for your acoustic design needs. Whether you're craving a subtle infusion or a bold explosion of Colour, achieve unparalleled acoustics and individuality effortlessly.

With an impressive NRC rating of 0.75, Zintra Layers proves to be both cost-effective and adaptable, suitable for a variety of applications. Its easy fabrication, installation, and pinnability make it a practical choice for any project.

---

## Dimensions

2745mm (108") x 1207mm (47.5")

---

## Composition

Zintra Acoustic Panel - 100% Solution Dyed (Colour Through) Polyester  
12mm (1/2") - Density 2.4 kg /m<sup>2</sup> 0.5 lb/ft<sup>2</sup>

---

## Sustainability

Zintra is made from 100% recyclable materials.

- 60% post-consumer recycled content from PET bottles.
  - 35% pre-consumer recycled content from PET chips
  - 5% polylactic acid (PLA)
- 

## Fire Rating

ASTM-E84 – Class A classification  
AS ISO 9705 – 2003 – Group 1 classification  
EN-13501 – B-s2-d0 classification

---

## Warranty

Visit FAQ for more details.

---

## Assembly & Delivery

Ships Assembled ready for installation. Refer Installation instructions.

Recommended 2 People assembly

Go to the Technical Documents and download the Installation Guide for more details.

---

## Supplied As

1 x Layer Panel in selected Colour/s

---

+1 855 922 7377

hello@zintraacoustic.com

[zintraacoustic.com](http://zintraacoustic.com)

3 of 6

**zintra**<sup>®</sup>

# LAYERS PANEL

Acoustic Panels

---

## Suggested Installation

Go to Technical Documents and download the Installation Guide for more details.

---

## How to Specify

1. Select Layers or Layers 3D design
  2. Select Zintra Colour
- 

## Care Instructions

Vacuum to remove dust.

Dab Zintra with a damp clean cloth and mild solution of liquid detergent and warm water. Repeat using only clean water, then pat dry with a lint free cloth.

For difficult stains, use a solution of household bleach (10% bleach / 90% water). To remove the bleach, repeat using a clean, water dampened cloth, then pat dry.

Always test in an inconspicuous area first and if you don't see the expected results, contact us.

---

## Customisable

The Zintra Acoustic Solutions range is customisable to your project. Please get in touch with your local contact for details.

---

## Additional Comments

NRC Up to 1.0

---

# LAYERS PANEL

Acoustic Panels

## Color & Finish Options

Zintra 12mm Solid PET



Bark



Brick



Cadet




Chambray



Cobalt




Ecu



Elderberry



Fossil



Frost




Grass



Greige




Ivory




Linen



Malachite




Mandarin




Meadow




Midnight



Ochre



Olive




Parchment




Pebble



Pewter



Saffron



Sky



Smoke

+1 855 922 7377

hello@zintraacoustic.com

zintraacoustic.com

5 of 6

zintra®

# LAYERS PANEL

Acoustic Panels

---



Slate



Storm



Sunshine



Tar



Twilight