

PREMIUM WOOD

Print



Brand: **Zintra**

PREMIUM WOOD

Print



Premium Wood Rustic Walnut



Premium Wood Cherry




Premium Wood Palm Wood



Premium Wood Maple




Premium Wood Euro Beech




Premium Wood Poplar




Premium Wood Lacewood



Premium Wood Claro Walnut



Premium Wood Redwood



Premium Wood White Oak



Premium Wood Knotty Pine



Premium Wood Knotty Pine Full Panel Detail



Premium Wood Maple Full Panel Detail



Premium Wood Poplar Full Panel Detail



Premium Wood Australian Walnut Full Panel Detail



Premium Wood Claro Walnut Full Panel Detail



Premium Wood Palm Wood Full Panel Detail



Premium Wood Rustic Walnut Full Panel Detail



Premium Wood Cherry Full Panel Detail



Premium Wood Euro Beech Full Panel Detail



Premium Wood Lacewood Full Panel



Premium Wood Redwood Full Panel



Premium Wood White Oak Full Panel Detail

PREMIUM WOOD

Print

Detail

Detail

PREMIUM WOOD

Print

Made to order realism. Zintra Premium Wood prints have been crafted with rich tones and lifelike textures, these photorealistic designs capture the essence of the outdoors.

- ✓ **Acoustic**
- ✓ **Bleach Cleanable**
- ✓ **Easy Install**
- ✓ **Easy Clean**

| | |
|-------------|---|
| Description | <p>Premium Wood Print offers a realistic alternative to real wood when creating warm, inviting, and acoustically minded commercial spaces. We've sourced twelve artisan species from the US and around the world, to complement the latest contract furniture trends, with grains that go from mild to wild.</p> <p>Designed to bring the outdoors in, Premium Wood Prints help create calming spaces that connect people with nature.</p> <p>Premium Wood is printed on a pre-determined Coloured base, which has been expertly matched to complement the Premium Wood species, ensuring minimal edge contrast and seamless integration.</p> <p>Providing a clean, crisp aesthetic with the most accurate Colour matching available in 12mm (1/2").</p> <p>Made to order realism with high resolution photography, printed single or double sided.</p> |
|-------------|---|

| | |
|------------|---|
| Dimensions | <p>Available in 12mm (1/2")</p> <p>1225mm (48") w x 2800mm (110") h x 12mm (1/2") d</p> |
|------------|---|

| | |
|-------------|---|
| Composition | <p>Zintra Acoustic Panel - 100% Solution Dyed (Colour Through) Polyester</p> <p>12mm (1/2") - Density 2.4 kg /m² 0.5 lb/ft²</p> |
|-------------|---|

| | |
|----------------|--|
| Sustainability | <p>Zintra is made from 100% recyclable materials.</p> <ul style="list-style-type: none">• 60% post-consumer recycled content from PET bottles.• 35% pre-consumer recycled content from PET chips• 5% polylactic acid (PLA) |
|----------------|--|

| | |
|-------------|--|
| Fire Rating | <p>ASTM-E84 – Class A classification</p> <p>AS ISO 9705 – 2003 – Group 1 classification</p> <p>EN-13501 – B-s2-d0 classification</p> |
|-------------|--|

| | |
|----------|------------------------------------|
| Warranty | <p>Visit FAQ for more details.</p> |
|----------|------------------------------------|

PREMIUM WOOD

Print

| | |
|------------------------|--|
| Assembly & Delivery | <p>Ships Flat Pack</p> <p>Install using one of these four common techniques.</p> <ol style="list-style-type: none">1. Direct to the substrate2. Z-Clips3. Stand Offs4. Mechanical Fastener <p>Go to the Technical Documents and download the Installation Guide for more details.</p> |
| Supplied As | <p>Flat Pack</p> <p>Zintra Premium Wood Print panel.</p> |
| Suggested Installation | <p>Go to Technical Documents and download the Installation Guide for more details.</p> |
| Fabrication Techniques | <p>Utility knife and CNC with oscillating knife.</p> |
| How to Specify | <ol style="list-style-type: none">1. Select print (design - premium wood species)2. Single or double sided <p>Base colour is preselected to best match print.</p> |
| Care Instructions | <p>Vacuum to remove dust.</p> <p>Dab Zintra with a damp clean cloth and mild solution of liquid detergent and warm water. Repeat using only clean water, then pat dry with a lint free cloth.</p> <p>For difficult stains, use a solution of household bleach (10% bleach / 90% water). To remove the bleach, repeat using a clean, water dampened cloth, then pat dry.</p> <p>Always test in an inconspicuous area first and if you don't see the expected results, contact us.</p> |
| Additional Comments | <p>NRC 0.45-0.95</p> |

PREMIUM WOOD

Print

Color & Finish Options

Zintra Premium Wood




Knotty Pine




Maple




Poplar



Australian Walnut



Claro Walnut



Palm Wood



Rustic Walnut



Cherry



Euro Beech



Lacewood



Redwood



White Oak