

# CONNECT PRISMATIC

Acoustic Baffles



Brand: **Zintra**

Collection: **Connect Baffles**

+1 855 922 7377

hello@zintraacoustic.com

zintraacoustic.com

1 of 7

**zintra**<sup>®</sup>

# CONNECT PRISMATIC


Acoustic Baffles



BARK/COCOA




BRICK



CADET



CHAMBRAY/  
PERIWINKLE



COBALT/NAVY



ECRU/TAUPE



EUCALYPTUS



FOSSIL



FROST/WHITE



GRASS/LIME



GREIGE



IRON BARK



IVORY/MILKY



LINEN/CREAM



MALACHITE



MANDARIN/ORANGE



MERBAU



MIDNIGHT



OCHRE/BLUSH



OLIVE



PEBBLE



PEWTER/GREY



SKY/BLUE



SLATE/ASH



SMOKE/SILVER

+1 855 922 7377

hello@zintraacoustic.com

[zintraacoustic.com](http://zintraacoustic.com)

# CONNECT PRISMATIC

Acoustic Baffles

---




SPOTTED GUM



SUNSHINE/YELLOW



TAR/BLACK



Baffles Connect  
Prismatic Grass



Baffles Connect  
Prismatic Detail

# CONNECT PRISMATIC

Acoustic Baffles

Add sculptural on-trend geo-accents to your ceiling space with Connect Prismatic Baffles. Designed for full ceiling coverage.

✓ **Acoustic**

✓ **Bleach Cleanable**

✓ **Easy Clean**

✓ **Easy Install**

## Description

Add sculptural on-trend geo-accents to your ceiling space with Connect Baffles. An innovative solution to large areas requiring improved acoustics, Connect Baffle options are designed with full ceiling coverage in mind and will create a ceiling space with architectural shape, form and definitive character. **Connect Prismatic** features a collection of interconnected triangles, presenting a visually captivating and harmonious design. This pattern introduces a sense of structure and balance to interior spaces.

Connect Baffles are also available in 4 other great designs:

**Cirrus** is characterized by a linear, interconnected design, arranged in a flowing, cohesive formation. This pattern adds a sense of movement and unity to interior spaces.

**Cubix** features a grid of interconnected squares, creating a visually dynamic and orderly design. This pattern brings a sense of structure and balance to interior spaces.

**Hive** showcases a network of interconnected hexagons, offering a visually striking and cohesive design. This pattern introduces a sense of symmetry and harmony to interior spaces.

**Rise** showcases a combination of interconnected geometric shapes, including small rectangles and larger, randomized forms. This captivating design adds visual interest and complexity to interior spaces.

## Dimensions

Prismatic

- 18 triangles / set, 1.7m<sup>2</sup> (16.9 SF)
- 768mm (30.2") w x 2241mm (88.2") d x 120mm (4.7") h

## Composition

Zintra Acoustic Panel - 100% Solution Dyed (Colour Through) Polyester

12mm (1/2") -Density 2.4 kg /m<sup>2</sup> 0.5 lb/ft<sup>2</sup>

## Sustainability

Zintra is made from 100% recyclable materials.

- 60% post-consumer recycled content from PET bottles.
- 35% pre-consumer recycled content from PET chips
- 5% polylactic acid (PLA)

+1 855 922 7377

hello@zintraacoustic.com

zintraacoustic.com

4 of 7

**zintra**<sup>®</sup>

# CONNECT PRISMATIC

Acoustic Baffles

---

**Fire Rating**                    ASTM-E84 – Class A classification  
AS ISO 9705 – 2003 – Group 1 classification  
EN-13501 – B-s2-d0 classification

---

**Warranty**                      Visit FAQ for more details.

---

**Assembly & Delivery**        **Connect Baffles are supplied flat pack.**

Assembled your Connect Baffle then suspended from the ceiling using hanging hardware supplied.

Recommended 2 People assembly

Go to the Technical Documents and download the Installation Guide for more details.

---

**Supplied As**                    Connect Prismatic

- 18 Connect Connectors
- 1 x each Hanger Bolt, Adjustable Fastener, Cable with swage end and barrel.

---

**Suggested Installation**        Go to Technical Documents and download the Installation Guide for more details.

---

**Fabrication Techniques**        Stanley knife and straight edge

---

**How to Specify**                1. Select Design

2. Select Size

3. Select Zintra Colour

---

**Care Instructions**              Vacuum to remove dust.

Dab Zintra with a damp clean cloth and mild solution of liquid detergent and warm water. Repeat using only clean water, then pat dry with a lint free cloth.

For difficult stains, use a solution of household bleach (10% bleach / 90% water). To remove the bleach, repeat using a clean, water dampened cloth, then pat dry.

Always test in an inconspicuous area first and if you don't see the expected results, contact us.

---

# CONNECT PRISMATIC

Acoustic Baffles

---

## Customisable

The Zintra Acoustic Solutions range is customisable to your project. Please get in touch with your local contact for details.

---

## Additional Comments

### NRC Rating

- Without Air Gap: Up to 0.90
  - With 24" (610mm) Air Gap: Up to 0.95
-

# CONNECT PRISMATIC

Acoustic Baffles

---

## Color & Finish Options